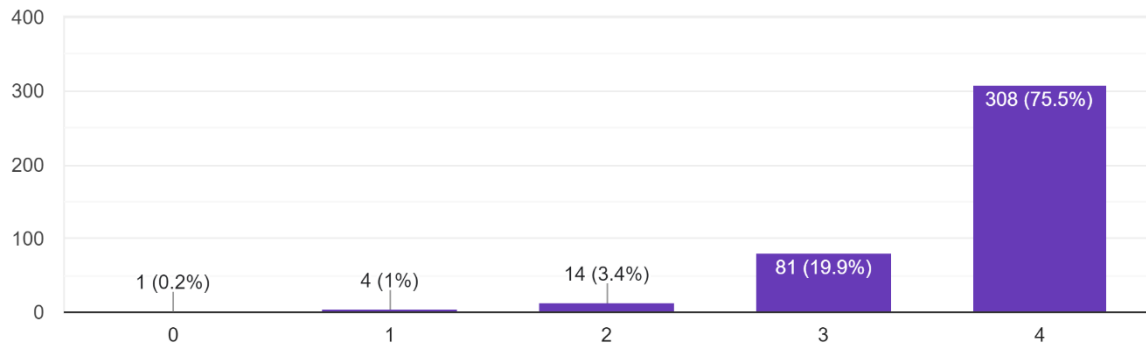


N.S.S COLLEGE OTTAPALAM

Student Satisfaction Survey 2022-23

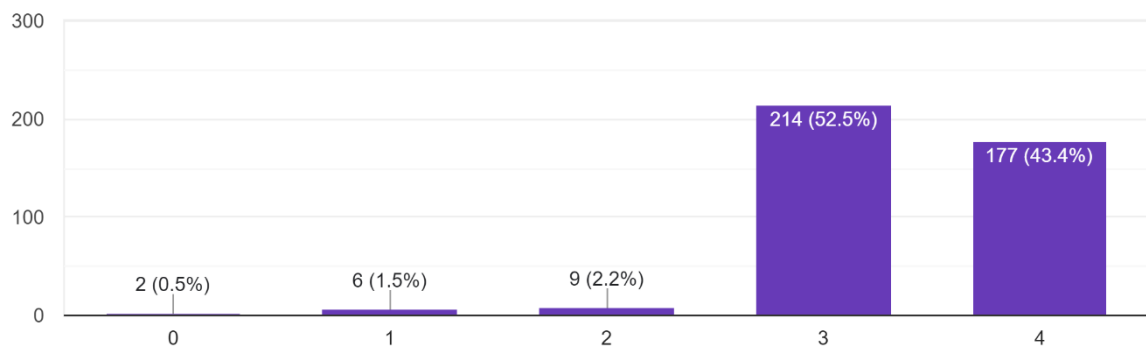
1. How much of the syllabus was covered in the class? 4 – 85 to 100% 3 – 70 to 84% 2 – 55 to 69% 1 – 30 to 54% 0 – Below 30%

408 responses



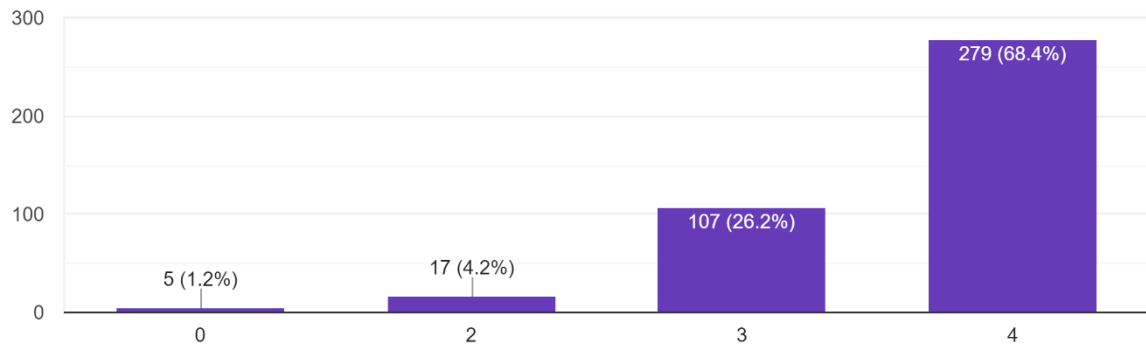
2. How well did the teachers prepare for the classes? 4 – Thoroughly 3 – Satisfactorily 2 – Poorly 1 – Indifferently 0 – Won't teach at all

408 responses



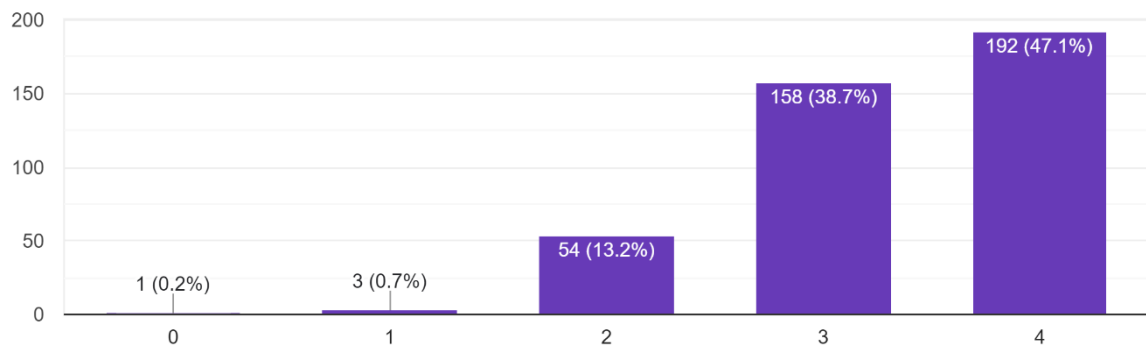
3. How well were the teachers able to communicate? 4 – Always effective 3 – Sometimes effective 2 – Just satisfactorily 1 – Generally ineffective 0 – Very poor communication

408 responses



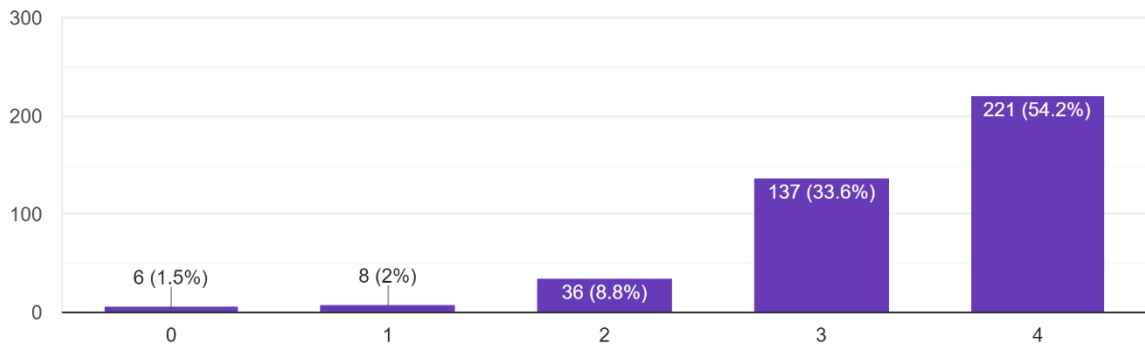
4. The teacher's approach to teaching can best be described as 4 – Excellent 3 – Very good 2 – Good 1 – Fair 0 – Poor

408 responses



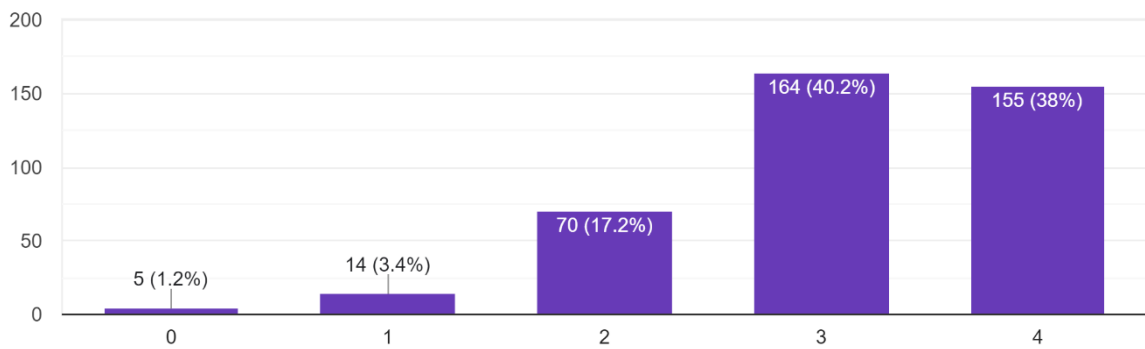
5. Fairness of the internal evaluation process by the teachers. 4 – Always fair 3 – Usually fair
2 – Sometimes unfair 1 – Usually unfair 0 – Unfair

408 responses



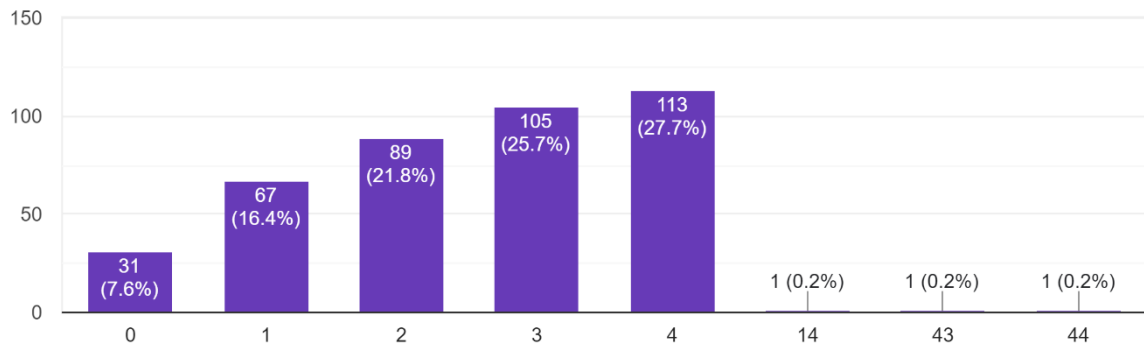
6. Was your performance in assignments discussed with you? 4 – Every time 3 – Usually 2 – Occasionally/Sometimes 1 – Rarely 0 – Never

408 responses



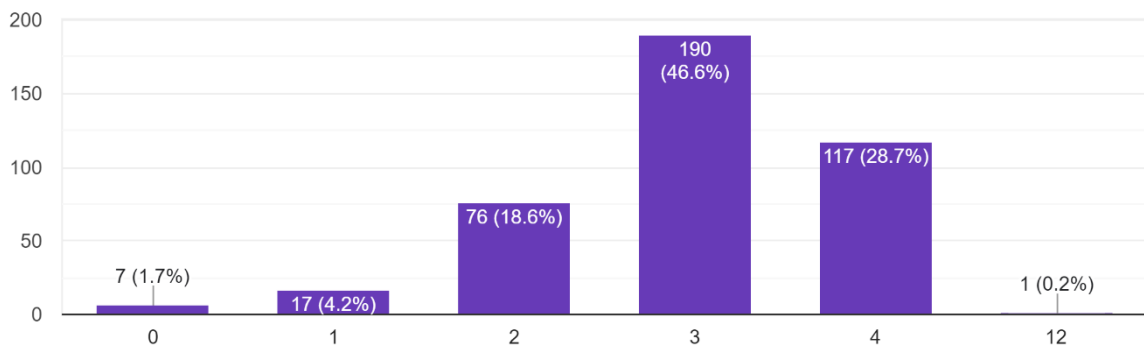
7. The institute takes active interest in promoting internship, student exchange, field visit opportunities for students. 4 – Regularly 3 – Often 2 – Sometimes 1 – Rarely 0– Never

408 responses



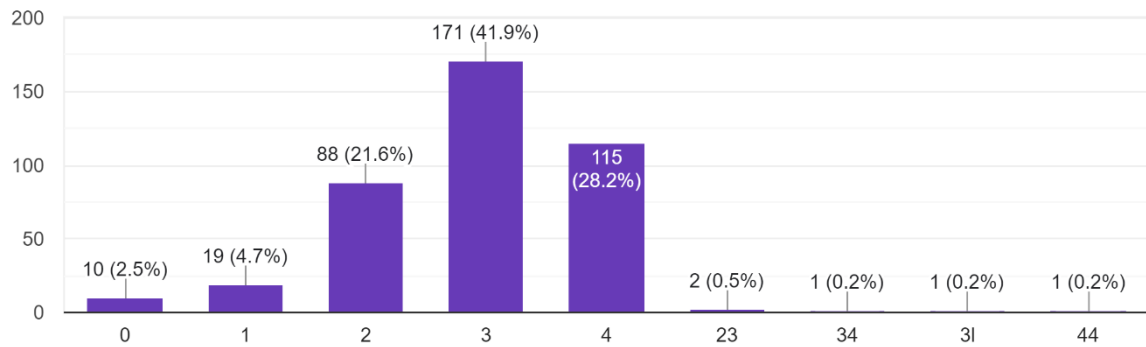
8. The teaching and mentoring process in your institution facilitates you in cognitive, social and emotional growth 4 – Significantly 3 – Very well 2 – Moderately 1 – Marginally 0– Not at all

408 responses



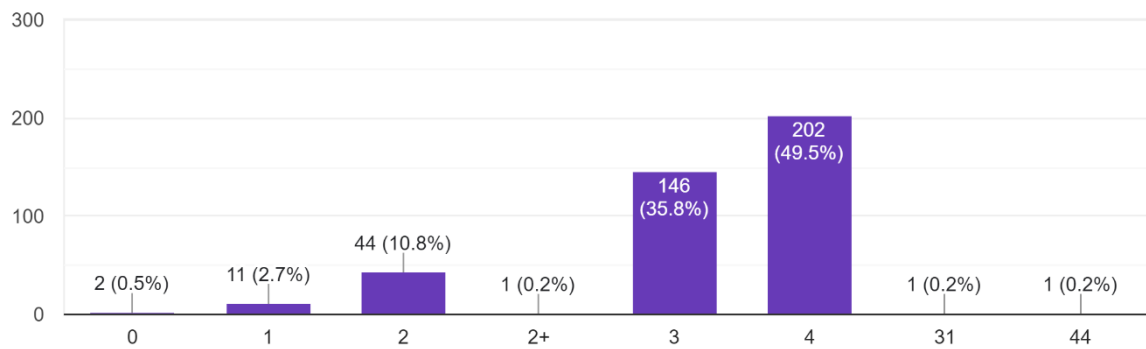
9. The institution provides multiple opportunities to learn and grow. 4 – Strongly agree 3 – Agree 2 – Neutral 1 – Disagree 0– Strongly disagree

408 responses



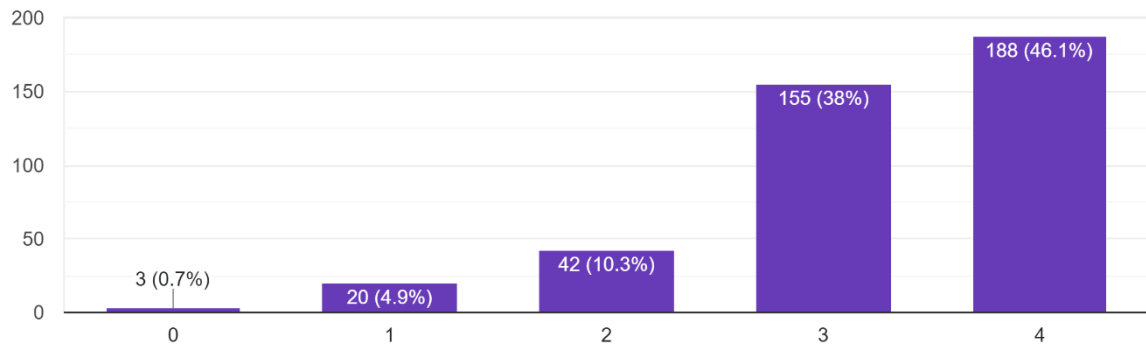
10. Teachers inform you about your expected competencies, course outcomes and programme outcomes. 4 – Every time 3 – Usually 2– Occasionally/Sometimes 1 – Rarely 0– Never

408 responses



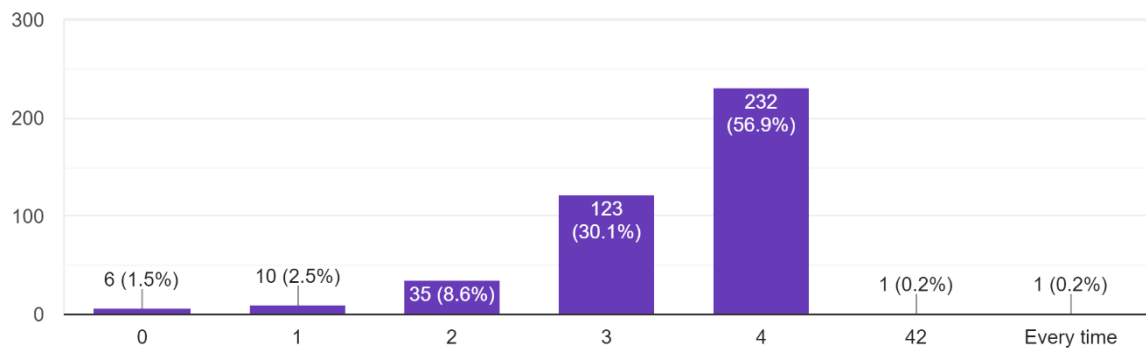
11. Your mentor does a necessary follow-up with an assigned task to you. 4 – Every time 3 – Usually 2 – Occasionally/Sometimes 1 – Rarely 0 – I don't have a mentor

408 responses



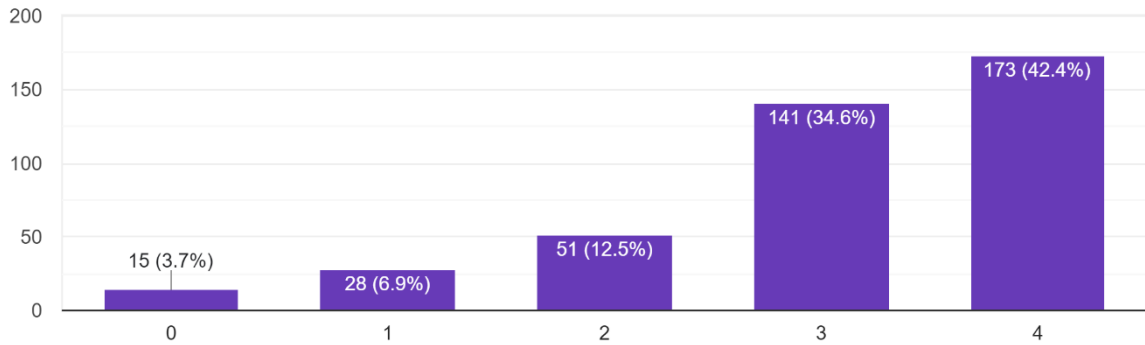
12. The teachers illustrate the concepts through examples and applications 4 – Every time 3 – Usually 2 – Occasionally/Sometimes 1 – Rarely 0 – Never

408 responses



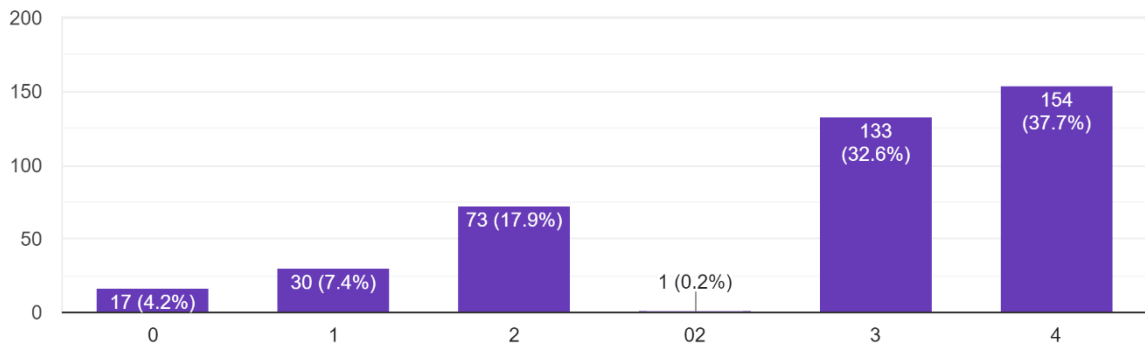
13. The teachers identify your strengths and encourage you with providing right level of challenges. 4 – Fully 3 – Reasonably 2 – Partially 1 – Slightly 0– Unable to

408 responses



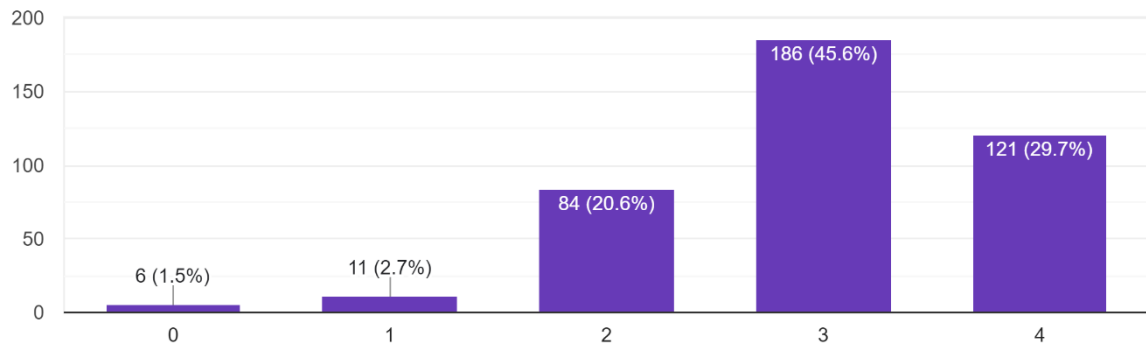
14. Teachers are able to identify your weaknesses and help you to overcome them. 4 – Every time 3 – Usually 2 – Occasionally/Sometimes 1 – Rarely 0 – Never

408 responses



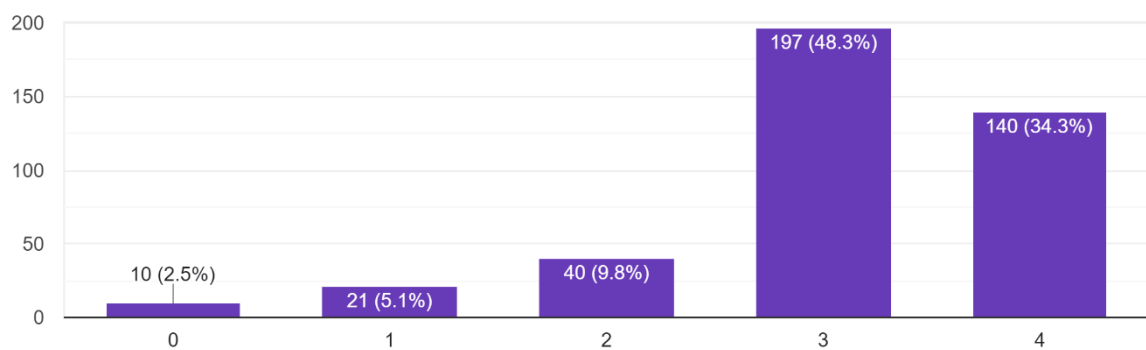
15. The institution makes effort to engage students in the monitoring, review and continuous quality improvement of the teaching learning process. 4 – ...2 – Neutral 1 – Disagree 0 – Strongly disagree

408 responses



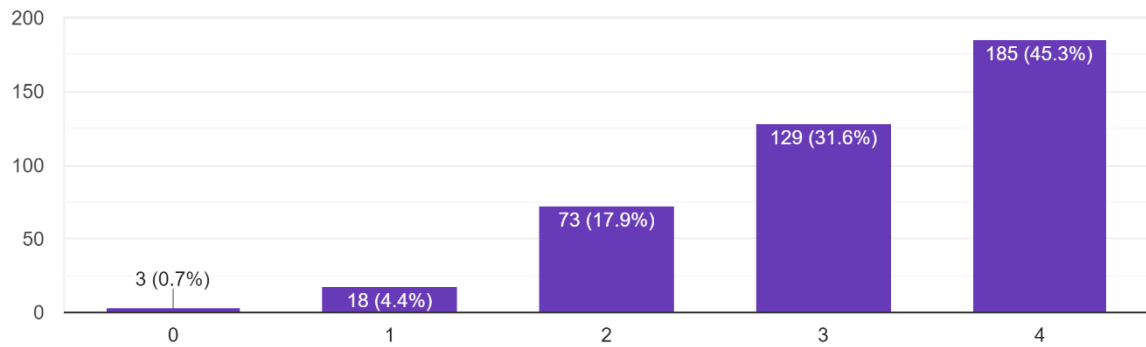
16. The institute/ teachers use student centric methods, such as experiential learning, participative learning and problem solving methodologies for enhan... 2 – Some what 1 – Very little 0 – Not at all

408 responses



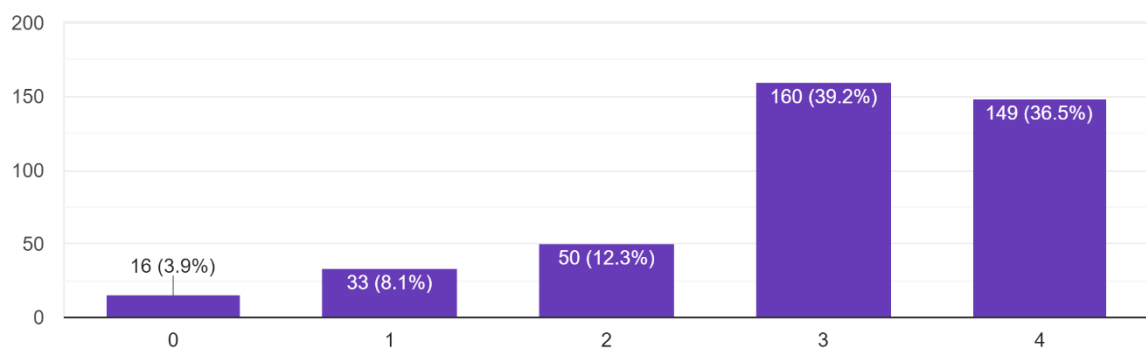
17. Teachers encourage you to participate in extracurricular activities. 4 – Strongly agree 3 – Agree 2 – Neutral 1 – Disagree 0 – Strongly disagree

408 responses



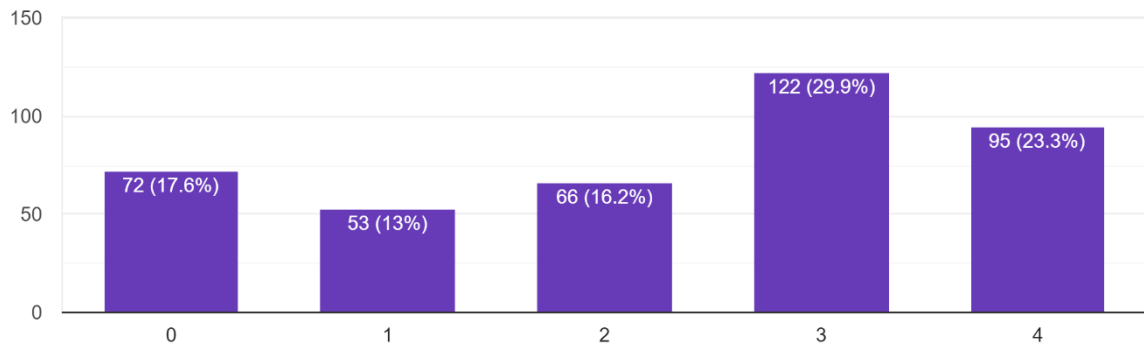
18. Efforts are made by the institute/ teachers to inculcate soft skills, life skills and employability skills to make you ready for the world of work. 4 – ...rate 2 – Some what 1 – Very little 0 – Not at all

408 responses



19. What percentage of teachers use ICT tools such as LCD projector, Multimedia, etc. while teaching. 4 – Above 90% 3 – 70 – 89% 2 – 50 – 69% 1 – 30 – 49% 0 – Below 29%

408 responses



20. The overall quality of teaching-learning process in your institute is very good. 4 – Strongly agree 3 – Agree 2 – Neutral 1 – Disagree 0 – Strongly disagree

408 responses

