

NSS COLLEGE, OTTAPALAM

STUDENT SATISFACTION SURVEY REPORT 2018-19

Student satisfaction survey provides detailed analysis of the academic performance of NSS College Ottapalam. It tells us about the various facilities available in the college and also their performance. Based on a pilot survey conducted among the students; including both post graduate and undergraduate students, the difficulties and expectations of students on various facilities were identified. Consequently, a questionnaire was developed by including various fields. In every facility there were five levels for the respondent to comment viz. Excellent, very good, good, fair and poor. The responses obtained in this way were compiled and then transformed to percentage. The consolidated report of the survey is given below.

FACILITY	QUESTIONS	EXCELLENT	VERY GOOD	GOOD	FAIR	POOR
Time sense of the teacher	Punctual to the class	60	35	5	0	0
	Regularity in taking class	65	20	10	0	0
	Scheduled organization of assignments, class test & seminars	60	30	3	2	5
	Makes alternate arrangement of class in his/her absence	61	29	5	2	3
Subject command	Focus on syllabi	70	25	5	0	0
	Self confidence	65	25	10	0	0
	Communication Skills – Speaks in English	60	20	10	8	2
	Teaching the subject matter	70	25	3	2	0
	Use of teaching aids	50	20	12	10	8




 Principal
 N.S.S. College, Ottapalam

Use of teaching methods/ teaching aids	(OHP/ Blackboard/ PPT/ ICT)					
	Use of innovative teaching methods	30	41	15	9	5
	Share the answers of class tests or internal test questions after conducting them	64	31	2	2	1
	Shows the evaluated answer books of class tests to the students	80	20	0	0	0
	New teaching methods used	36	31	19	10	4
Student satisfaction survey on teaching learning process	How much of the syllabus are covered in the class?	86	10	3	1	0
	How well does the teacher prepare for the classes?	65	30	2	3	0
	Fairness of the internal evaluation process of the teacher	54	22	12	8	4
	The institution provides multiple opportunities to Learn & grow	47	19	11	13	10
	Teachers are able to identify your weakness & help you to overcome them	47	19	12	14	8
	Teachers encourage you to participate in	47	20	13	11	9




 Principal
 N.S.S. College, Ottapalam

extra-curricular activities					
The teacher illustrate the concepts through examples & applications	45	25	12	11	7
Was your performance in assignments discussed with you?	32	28	18	13	9
How well did the teacher communicate?	43	26	13	9	9
The institute /teachers use student centric methods	54	20	14	8	4
Total	56	25	14	8	4

CONCLUSION

The overall satisfaction level of the students about the facilities provided by the college is excellent. From the survey more than 90% of the participants responded that they are satisfied with the services rendered by the college. With the implementation of the improvement actions identified in this survey, we are expecting better results in the next year.




Principal
N.S.S. College, Ottapalam

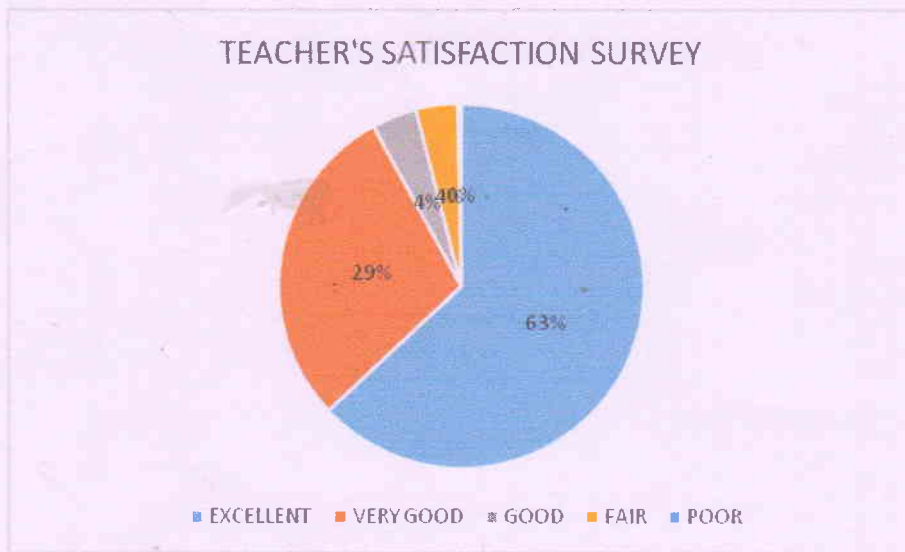
TEACHERS SATISFACTION SURVEY 2018-19

Teacher's satisfaction survey provides teacher's opinion about the syllabus taught in NSS College, Ottapalam. Consequently, a questionnaire was developed by including various fields. In every facility there were five levels for the respondent to comment viz. Excellent, very good, good, fair and poor. The responses obtained in this way were compiled and then transformed to percentage. So the total responses became hundred. The consolidated report of the survey is given below.

FACILITY	EXCELLENT	VERY GOOD	GOOD	FAIR	POOR
The allocation to the course is appropriate	69	30	1	0	0
The depth of the course content is adequate to have significant learning outcome	76	22	1	1	0
The timely coverage of syllabus is possible in the mentioned number of hours	63	34	3	0	0
The Units/ Sections in the syllabus are properly sequenced	54	38	5	3	0
Recommended textbooks are adequate	56	27	9	6	2
Sufficient reference materials and books are available for the topic	58	25	5	12	0
TOTAL	63	29	4	3.7	0.3




Principal
 N.S.S. College, Ottapalam



CONCLUSION

The overall satisfaction level of the teacher about the facilities provided by the college is excellent. From the survey more than 63 % of the participants responded that they the syllabus and curriculum followed in the college is excellent. Problems with the new syllabus are identified by this survey and with the implementation of that, we are expecting better results in the next year.



[Signature]
Principal
N.S.S. College, Ottapalam

PARENT SATISFACTION SURVEY 2018-19

Parent satisfaction survey provides Parent's opinion about the performance of the institution for building their career and development. A questionnaire was developed by including various fields. In every facility there were five levels for the respondent to comment viz. Excellent, very good, good, fair and poor. The responses obtained in this way were compiled and then transformed to percentage. So the total responses became hundred. The consolidated report of the survey is given below.

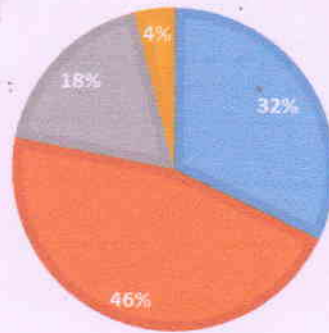
CATEGORY	EXCELLENT	GOOD	SATISFACTORY	NOT SATISFACTORY
Syllabus	47	41	11	1
Teaching	46	43	10	1
Teacher –Student Relationship	45	39	15	1
Library	30	47	20	2
Office	29	51	18	2
Hostel	11	55	27	7
Conduct Of Exam	29	42	16	13
Discipline /Value Education	41	44	14	1
Co-Curricular Activity	28	50	17	5
Short Term Vocational Courses	19	42	32	7
Extra-Curricular Activity	33	40	21	7
Social Commitment	32	51	15	2
Programme For Integral Development	29	48	21	2
Total	32	46	18	4




 Principal
 N.S.S. College, Ottapalam

PARENT FEEDBACK ON CURRICULAM AND SYLLABUS

■ Excellent ■ Good ■ Satisfactory ■ Not Satisfactory



CONCLUSION

The overall satisfaction level of the parents about the facilities provided by the college is excellent. From the survey more than 90% of the participants responded that they are satisfied with the services rendered by the college. With the implementation of the improvement actions identified in this survey, we are expecting better results in the next year




Principal
N.S.S. College, Ottapalam

ALUMNI SATISFACTION SURVEY 2018-19

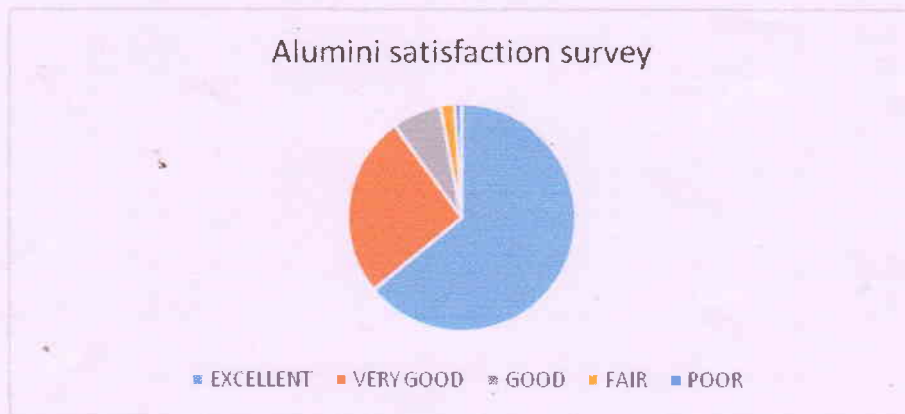
Alumni satisfaction survey provides alumni's opinion about performance of the institution for building their career and development. A questionnaire was developed by including various fields. In every facility there were five levels for the respondent to comment viz. Excellent, very good, good, fair and poor. The responses obtained in this way were compiled and then transformed to percentage. So the total responses became hundred. The consolidated report of the survey is given below.

FACILITY	EXCELLENT	VERY GOOD	GOOD	FAIR	POOR
I remember my days at NSS College, Ottapalam very fondly	80	10	7	2	1
I keep in touch with my batch mates	55	35	5	4	1
I maintain contact with my teachers	30	29	33	7	4
My education has prepared me well for life	75	20	7	0	3
Education received at college has moulded my Career/Profession significantly	62	34	2	2	0
The teaching learning experience at college was supportive	71	29	0	0	0
Quality of education imparted at college is excellent	75	20	0	2	3
I shall recommended the institution as a good destination for higher studies	72	25	3	0	0




 Principal
 N.S.S. College, Ottapalam

The curriculum fulfilled my expectations	52	35	3	7	3
Total	64	26	7	2	1



CONCLUSION

The overall satisfaction level of the alumni about the facilities provided by the college is excellent. From the survey more than 90% of the participants responded that they are satisfied with the services rendered by the college. With the implementation of the improvement actions identified in this survey, we are expecting better results in the next year




Principal
N.S.S. College, Ottapalam